
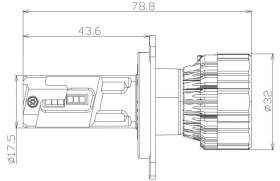

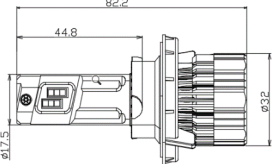

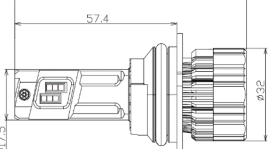

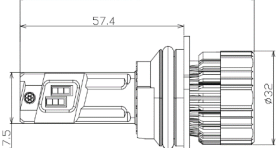

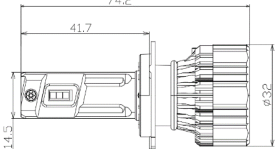


New Products In 2024


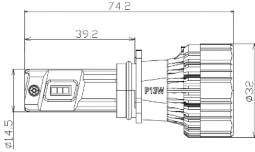

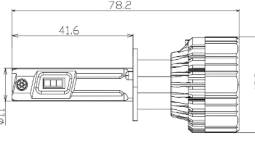

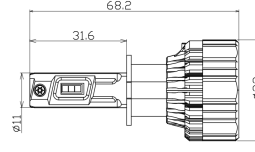

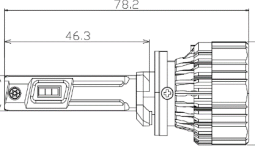

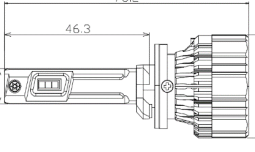
No.:ML-2024-3-27

版本号: A1

日期: 2024-4-16

Product Picture	Product Dimension(mm)	Product Specification(1Set)	Model No. (1Set)	LED chip brand	Input (A) 13.5V (1Pcs)	Lumens (lm) (1Set)	Color	Polar / No polar	Chuck
		1.Model:EST-F6C-H4W-10000LM 2.LED Quantity:8PCS-GC-7035 3.Voltage:DC9V-32V 4.Beam Angle:360° 5.Usage:Head Light,	EST-F6C-H4W-10000LM	GC-7035	4.8±0.5A	H:10000LM L:8000LM	6500K	NO	Ajustable
		1.Model:EST-F6C-H13W-10000LM 2.LED Quantity:8PCS-GC-7035 3.Voltage:DC9V-32V 4.Beam Angle:360° 5.Usage:Head Light,	EST-F6C-H13W-10000LM	GC-7035	4.8±0.5A	10000LM	6500K	NO	Ajustable
		1.Model:EST-F6C-9004W-10000LM 2.LED Quantity:8PCS-GC-7035 3.Voltage:DC9V-32V 4.Beam Angle:360° 5.Usage:Head Light,	EST-F6C9004W-10000LM	GC-7035	4.8±0.5A	10000LM	6500K	NO	Ajustable
		1.Model:EST-F6C-9007W-10000LM 2.LED Quantity:8PCS-GC-7035 3.Voltage:DC9V-32V 4.Beam Angle:360° 5.Usage:Head Light,	EST-F6C-9007W-10000LM	GC-7035	4.8±0.5A	10000LM	6500K	NO	Ajustable
		1.Model:EST-F6C-H7W-11000LM 2.LED Quantity:4PCS-GC-7035 3.Voltage:DC9V-32V 4.Beam Angle:360° 5.Usage:Head Light,	EST-F6C-H7W-11000LM	GC-7035	4.8±0.5A	11000LM	6500K	YES	Ajustable

		<p>1. Model: EST-F6C-H8W-11000LM 2. LED Quantity: 4PCS-GC-7035 3. Voltage: DC9V-32V 4. Beam Angle: 360° 5. Usage: Head Light,</p>	EST-F6C-H8W-11000LM	GC-7035	4.8±0.5A	11000LM	6500K	YES	Ajustable
		<p>1. Model: EST-F6C-H9W-11000LM 2. LED Quantity: 4PCS-GC-7035 3. Voltage: DC9V-32V 4. Beam Angle: 360° 5. Usage: Head Light,</p>	EST-F6C-H9W-11000LM	GC-7035	4.8±0.5A	11000LM	6500K	YES	Ajustable
		<p>1. Model: EST-F6C-H11W-11000LM 2. LED Quantity: 4PCS-GC-7035 3. Voltage: DC9V-32V 4. Beam Angle: 360° 5. Usage: Head Light,</p>	EST-F6C-9006W-11000LM	GC-7035	4.8±0.5A	11000LM	6500K	YES	Ajustable
		<p>1. Model: EST-F6C-H16(JP)W-11000LM 2. LED Quantity: 4PCS-GC-7035 3. Voltage: DC9V-32V 4. Beam Angle: 360° 5. Usage: Head Light,</p>	EST-F6C-H16(JP)W-11000LM	GC-7035	4.8±0.5A	11000LM	6500K	YES	Ajustable
		<p>1. Model: EST-F6C-9005W-11000LM 2. LED Quantity: 4PCS-GC-7035 3. Voltage: DC9V-32V 4. Beam Angle: 360° 5. Usage: Head Light,</p>	EST-F6C-9005W-11000LM	GC-7035	4.8±0.5A	11000LM	6500K	YES	Ajustable

		<p>1.Model:EST-F6C-P13W-11000LM 2.LED Quantity:4PCS-GC-7035 3.Voltage:DC9V-32V 4.Beam Angle:360° 5.Usage:Head Light,</p>	EST-F6C-P13W-11000LM	GC-7035	4.8±0.5A	11000LM	6500K	YES	Ajustable
		<p>1.Model:EST-F6C-H1W-11000LM 2.LED Quantity:4PCS-GC-7035 3.Voltage:DC9V-32V 4.Beam Angle:360° 5.Usage:Head Light,</p>	EST-F6C-H1W-11000LM	GC-7035	4.8±0.5A	11000LM	6500K	YES	Ajustable
		<p>1.Model:EST-F6C-H3W-11000LM 2.LED Quantity:4PCS-GC-7035 3.Voltage:DC9V-32V 4.Beam Angle:360° 5.Usage:Head Light,</p>	EST-F6C-H3W-11000LM	GC-7035	4.8±0.5A	11000LM	6500K	YES	Ajustable
		<p>1.Model:EST-F6C-880W-11000LM 2.LED Quantity:4PCS-GC-7035 3.Voltage:DC9V-32V 4.Beam Angle:360° 5.Usage:Head Light,</p>	EST-F6C-880W-11000LM	GC-7035	4.8±0.5A	11000LM	6500K	YES	Ajustable
		<p>1.Model:EST-F6C-881W-11000LM 2.LED Quantity:4PCS-GC-7035 3.Voltage:DC9V-32V 4.Beam Angle:360° 5.Usage:Head Light,</p>	EST-F6C-881W-11000LM	GC-7035	4.8±0.5A	11000LM	6500K	YES	Ajustable
制作：王炜超		审核：							