
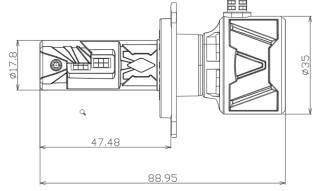

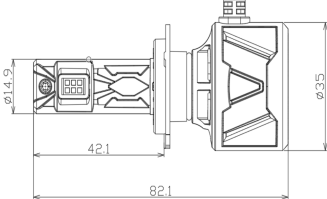

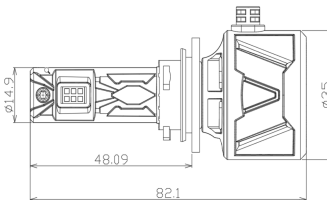

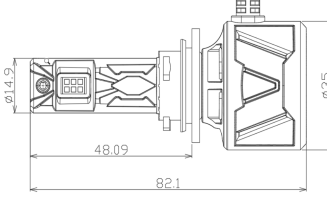

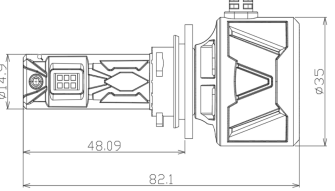

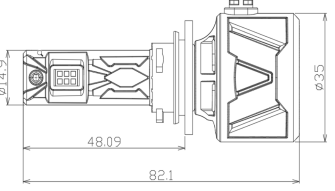

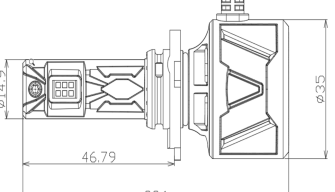

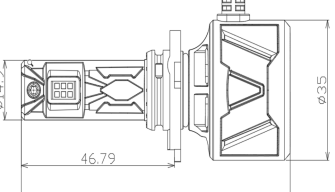

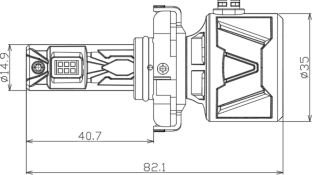

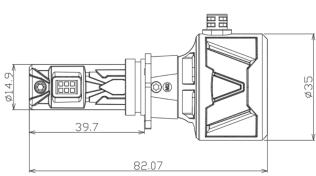

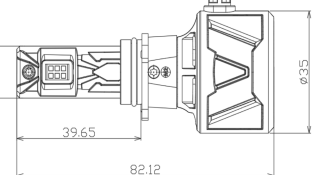

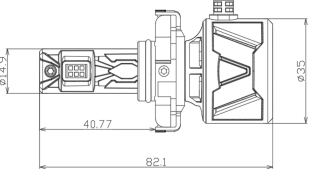

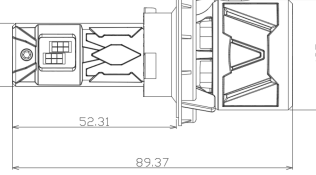

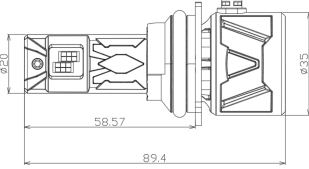

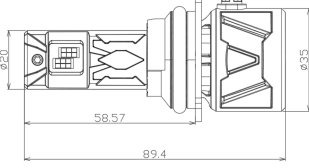


## F12 SERIES

Product Picture	Product Dimension(mm)	Product Specification	Model No.	LED chip brand	Input (A) 13.5V	Lumens (lm)	Color	Polar / No polar
		1. Model: EST-F12-H4W-14000LM 2. LED Quantity: 4PCS-GC-3570 3. Voltage: DC9V-32V 4. Beam Angle: 360° 5. Usage: Head Light,	EST-F12-H4W-14000LM	GC-3570	H: 7.4±0.5A  L: 7.4±0.5A	14000LM	6500K	NO
		1. Model: EST-F12-H7W-16000LM 2. LED Quantity: 2PCS-GC-7545 3. Voltage: DC9V-32V 4. Beam Angle: 360° 5. Usage: Head Light,	EST-F12-H7W-16000LM	GC-7545	8.9±0.5A	16000LM	6500K	YES
		1. Model: EST-F12-H8W-16000LM 2. LED Quantity: 2PCS-GC-7545 3. Voltage: DC9V-32V 4. Beam Angle: 360° 5. Usage: Head Light,	EST-F12-H8W-16000LM	GC-7545	8.9±0.5A	16000LM	6500K	YES
		1. Model: EST-F12-H9W-16000LM 2. LED Quantity: 2PCS-GC-7545 3. Voltage: DC9V-32V 4. Beam Angle: 360° 5. Usage: Head Light,	EST-F12-H9W-16000LM	GC-7545	8.9±0.5A	16000LM	6500K	YES

		<p>1.Model:EST-F12-H11W-16000LM  2.LED Quantity:2PCS-GC-7545  3.Voltage:DC9V-32V  4.Beam Angle:360°  5.Usage:Head Light,</p>	EST-F12-H11W-16000LM	GC-7545	8.9±0.5A	16000LM	6500K	YES
		<p>1.Model:EST-F12-H16JPW-16000LM  2.LED Quantity:2PCS-GC-7545  3.Voltage:DC9V-32V  4.Beam Angle:360°  5.Usage:Head Light,</p>	EST-F12-H16JPW-16000LM	GC-7545	8.9±0.5A	16000LM	6500K	YES
		<p>1.Model:EST-F12-9005W-16000LM  2.LED Quantity:2PCS-GC-7545  3.Voltage:DC9V-32V  4.Beam Angle:360°  5.Usage:Head Light,</p>	EST-F12-9005W-16000LM	GC-7545	8.9±0.5A	16000LM	6500K	YES
		<p>1.Model:EST-F12-9006W-16000LM  2.LED Quantity:2PCS-GC-7545  3.Voltage:DC9V-32V  4.Beam Angle:360°  5.Usage:Head Light,</p>	EST-F12-9006W-16000LM	GC-7545	8.9±0.5A	16000LM	6500K	YES

		<p>1.Model:EST-F12-PSX24W-16000LM  2.LED Quantity:2PCS-GC-7545  3.Voltage:DC9V-32V  4.Beam Angle:360°  5.Usage:Head Light,</p>	EST-F12-PSX24W-16000LM	GC-7545	8.9±0.5A	16000LM	6500K	YES
		<p>1.Model:EST-F12-P13W-16000LM  2.LED Quantity:2PCS-GC-7545  3.Voltage:DC9V-32V  4.Beam Angle:360°  5.Usage:Head Light,</p>	EST-F12-P13W-16000LM	GC-7545	8.9±0.5A	16000LM	6500K	YES
		<p>1.Model:EST-F12-PSX26W-16000LM  2.LED Quantity:2PCS-GC-7545  3.Voltage:DC9V-32V  4.Beam Angle:360°  5.Usage:Head Light,</p>	EST-F12-PSX26W-16000LM	GC-7545	8.9±0.5A	16000LM	6500K	YES
		<p>1.Model:EST-F12-H16(EU)W-16000LM  2.LED Quantity:2PCS-GC-7545  3.Voltage:DC9V-32V  4.Beam Angle:360°  5.Usage:Head Light,</p>	EST-F12-H16(EU)W-16000LM	GC-7545	8.9±0.5A	16000LM	6500K	YES
		<p>1.Model:EST-F12-H13W-14000LM  2.LED Quantity:4PCS-GC-3570  3.Voltage:DC9V-32V  4.Beam Angle:360°  5.Usage:Head Light,</p>	EST-F12-H13W-14000LM	GC-3570	H:7.4±0.5A L:7.4±0.5A	14000LM	6500K	NO

		<p>1. Model: EST-F12-9004W-14000LM  2. LED Quantity: 4PCS-GC-3570  3. Voltage: DC9V-32V  4. Beam Angle: 360°  5. Usage: Head Light,</p>	<p>EST-F12-9004W-14000LM</p>	<p>GC-3570</p>	<p>H: 7.4±0.5A  L: 7.4±0.5A</p>	<p>14000LM</p>	<p>6500K</p>	<p>N0</p>
		<p>1. Model: EST-F12-9007W-14000LM  2. LED Quantity: 4PCS-GC-3570  3. Voltage: DC9V-32V  4. Beam Angle: 360°  5. Usage: Head Light,</p>	<p>EST-F12-9007W-14000LM</p>	<p>GC-3570</p>	<p>H: 7.4±0.5A  L: 7.4±0.5A</p>	<p>14000LM</p>	<p>6500K</p>	<p>N0</p>