
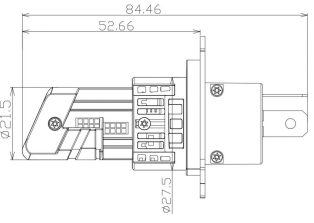

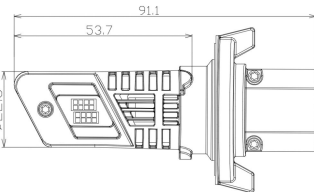
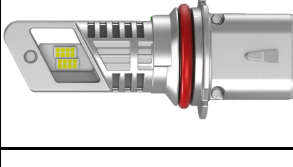
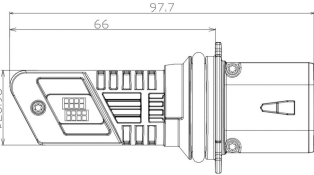
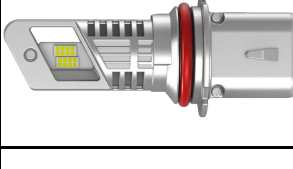
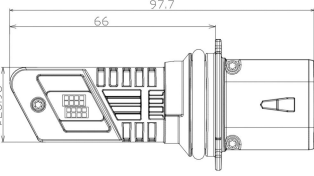
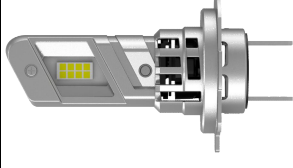
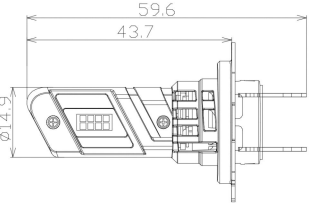
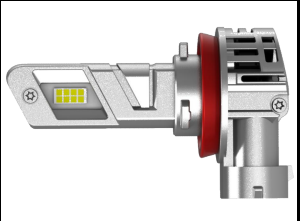
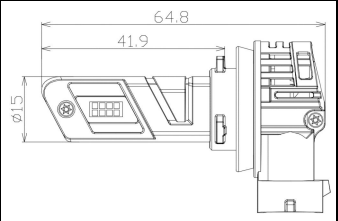

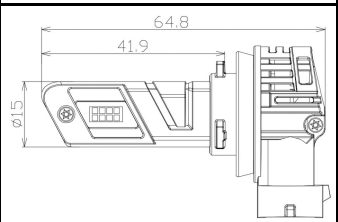
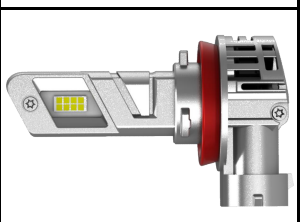
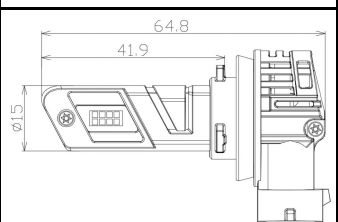
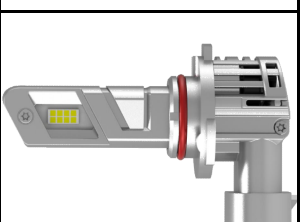
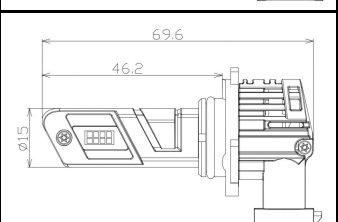
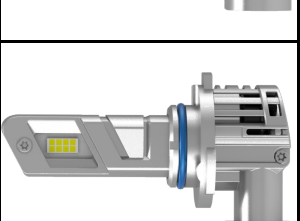
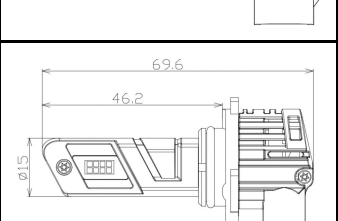
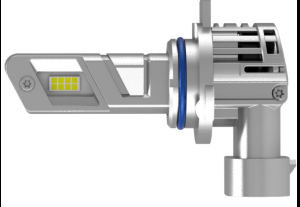
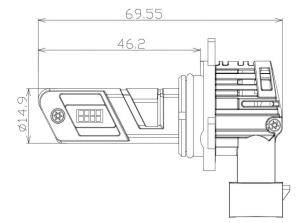

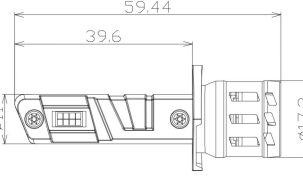

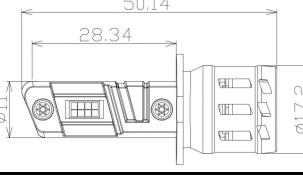

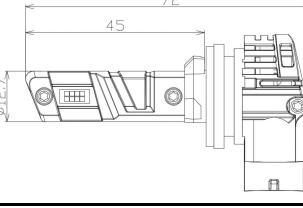

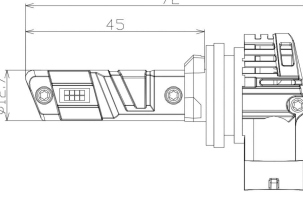


Product Picture	Product Dimension(mm)	Product Specification	Model No.	LED chip brand	Input (A) 13.5V	Lumens (lm)	Color	Polar / No polar	Chuck
		<p>1.Model:EST-E4X-H4W-4000LM 2.LED Quantity:4PCS-GC 3.Voltage:DC11V-18V 4.Beam Angle:360° 5.Usage:Head Light,</p>	EST-E4X-H4W-4000LM	GC-7535	2.0A±0.2A	L:3400LM H:4000LM	6500K	NO	Ajustable
		<p>1.Model:EST-E4X-H13W-5400LM 2.LED Quantity:4PCS-GC 3.Voltage:DC11V-18V 4.Beam Angle:360° 5.Usage:Head Light,</p>	EST-E4X-H13W-5400LM	GC-7535	2.0A±0.2A	5400LM	6500K	NO	NonAdjustable
		<p>1.Model:EST-E4X-9004W-5400LM 2.LED Quantity:4PCS-GC 3.Voltage:DC11V-18V 4.Beam Angle:360° 5.Usage:Head Light,</p>	EST-E4X-9004W-5400LM	GC-7535	2.0A±0.2A	5400LM	6500K	NO	NonAdjustable
		<p>1.Model:EST-E4X-9007W-5400LM 2.LED Quantity:4PCS-GC 3.Voltage:DC11V-18V 4.Beam Angle:360° 5.Usage:Head Light,</p>	EST-E4X-9007W-5400LM	GC-7535	2.0A±0.2A	5400LM	6500K	NO	NonAdjustable
		<p>1.Model:EST-E4X-H7W-5400LM 2.LED Quantity:2PCS-GC 3.Voltage:DC11V-18V 4.Beam Angle:360° 5.Usage:Head Light,</p>	EST-E4X-H7W-5400LM	GC-7535	2.0A±0.2A	5400LM	6500K	NO	NonAdjustable

		<p>1.Model:EST-E4X-H8W-5600LM 2.LED Quantity:2PCS-GC 3.Voltage:DC11V-18V 4.Beam Angle:360° 5.Usage:Head Light,</p>	EST-E4X-H8W-5600LM	GC-7535	2.0A±0.2A	5600LM	6500K	NO	NonAdjustable
		<p>1.Model:EST-E4X-H11W-5600LM 2.LED Quantity:2PCS-GC 3.Voltage:DC11V-18V 4.Beam Angle:360° 5.Usage:Head Light,</p>	EST-E4X-H11W-5600LM	GC-7535	2.0A±0.2A	5600LM	6500K	NO	NonAdjustable
		<p>1.Model:EST-E4X-H16(JP)W-5600LM 2.LED Quantity:2PCS-GC 3.Voltage:DC11V-18V 4.Beam Angle:360° 5.Usage:Head Light,</p>	EST-E4X-H16(JP)W-5600LM	GC-7535	2.0A±0.2A	5600LM	6500K	NO	NonAdjustable
		<p>1.Model:EST-E4X-9005W-5600LM 2.LED Quantity:2PCS-GC 3.Voltage:DC11V-18V 4.Beam Angle:360° 5.Usage:Head Light,</p>	EST-E4X-9005W-5600LM	GC-7535	2.0A±0.2A	5600LM	6500K	NO	NonAdjustable
		<p>1.Model:EST-E4X-9006W-5600LM 2.LED Quantity:2PCS-GC 3.Voltage:DC11V-18V 4.Beam Angle:360° 5.Usage:Head Light,</p>	EST-E4X-9006W-5600LM	GC-7535	2.0A±0.2A	5600LM	6500K	NO	NonAdjustable

		<p>1.Model:EST-E4X-9012W-5600LM 2.LED Quantity:2PCS-GC 3.Voltage:DC11V-18V 4.Beam Angle:360° 5.Usage:Head Light,</p>	EST-E4X-9012W-5600LM	GC-7535	2.0A±0.2A	5600LM	6500K	NO	NonAdjustable
		<p>1.Model:EST-E4X-H1W-5400LM 2.LED Quantity:2PCS-GC 3.Voltage:DC11V-18V 4.Beam Angle:360° 5.Usage:Head Light,</p>	EST-E4X-H1W-5400LM	GC-7535	2.0A±0.2A	5400LM	6500K	NO	NonAdjustable
		<p>1.Model:EST-E4X-H3W-5400LM 2.LED Quantity:2PCS-GC 3.Voltage:DC11V-18V 4.Beam Angle:360° 5.Usage:Head Light,</p>	EST-E4X-H3W-5400LM	GC-7535	2.0A±0.2A	5400LM	6500K	NO	NonAdjustable
		<p>1.Model:EST-E4X-880W-5400LM 2.LED Quantity:2PCS-GC 3.Voltage:DC11V-18V 4.Beam Angle:360° 5.Usage:Head Light,</p>	EST-E4X-880W-5400LM	GC-7535	2.0A±0.2A	5400LM	6500K	NO	NonAdjustable
		<p>1.Model:EST-E4X-881W-5400LM 2.LED Quantity:2PCS-GC 3.Voltage:DC11V-18V 4.Beam Angle:360° 5.Usage:Head Light,</p>	EST-E4X-881W-5400LM	GC-7535	2.0A±0.2A	5400LM	6500K	NO	NonAdjustable